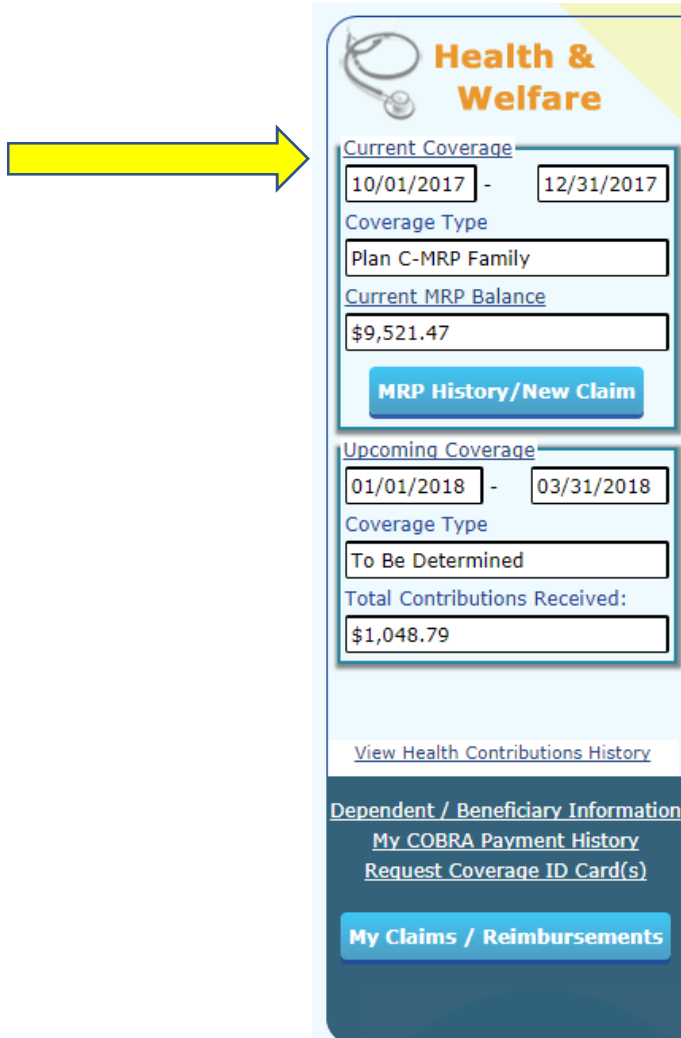


## How to review a listing of your CAPP co-payment history

- Login to your account
- Click the box to accept the “Terms and Conditions of Use”
- You will be brought to your “Dashboard” page
- On the “Health & Welfare” panel of your Dashboard, click on the “**Current Coverage**” link.



**Health & Welfare**

Current Coverage

10/01/2017 - 12/31/2017

Coverage Type  
Plan C-MRP Family

Current MRP Balance  
\$9,521.47

[MRP History/New Claim](#)

Upcoming Coverage

01/01/2018 - 03/31/2018

Coverage Type  
To Be Determined

Total Contributions Received:  
\$1,048.79

[View Health Contributions History](#)


Dependent / Beneficiary Information  
[My COBRA Payment History](#)  
[Request Coverage ID Card\(s\)](#)

[My Claims / Reimbursements](#)


- Your Contribution Summary screen will slide into view. Click on the “**My Statement(s)/Co-Payment History**” box located in the lower right of the screen







- A screen will slide into view displaying the detail associated with any coverage co-payment you submitted, see below:



### CAPP Co-Payment History



This screen displays a record of payments you have made towards Plan C coverage.

Statement Date	Coverage Period	Receipt Date	Payment Ref #	Check / Payment Amount	Source	View Statement
08/16/2017	10/01/2017 - 12/31/2017	10/01/2017		<a href="#">view</a>		
05/16/2017	07/01/2017 - 09/30/2017	07/01/2017		<a href="#">view</a>		
02/17/2017	04/01/2017 - 06/30/2017	04/01/2017		<a href="#">view</a>		
11/16/2016	01/01/2017 - 03/31/2017	01/01/2017		<a href="#">view</a>		

- Click on any “[view](#)” icon to view the transaction of the payment made.